

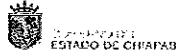


OFICINA DE CONVENCIONES Y VISITANTES  
MONTOS PAGADOS POR AYUDAS Y SUBSIDIOS  
PERIODO ABRIL A JULIO 2018

| CONCEPTO                      | AYUDA A | SUBSIDIO | SECTOR (ECONOMICO O SOCIAL) | BENEFICIARIO | CURP | RFC | MONTO PAGADO |
|-------------------------------|---------|----------|-----------------------------|--------------|------|-----|--------------|
| "SIN INFORMACION QUE REVELAR" |         |          |                             |              |      |     |              |
|                               |         |          |                             |              |      |     |              |
|                               |         |          |                             |              |      |     |              |
|                               |         |          |                             |              |      |     |              |
|                               |         |          |                             |              |      |     |              |
|                               |         |          |                             |              |      |     |              |
|                               |         |          |                             |              |      |     |              |
|                               |         |          |                             |              |      |     |              |
|                               |         |          |                             |              |      |     |              |
|                               |         |          |                             |              |      |     |              |

  
Lic. Luis Miguel Tamayo Ferrera  
Jefe de la Unidad de Apoyo Administrativo

  
Lic. Francisco Javier Bashulto Salinas  
Responsable de Contabilidad Gubernamental



GOBIERNO CONSTITUCIONAL DEL ESTADO DE CHIAPAS

SECRETARÍA DE HACIENDA

Resumen Tipo de Gasto y Partida  
SISTEMA PRESUPUESTARIO 2018  
(PESOS)



21210960 Oficina de Convenciones y Visitantes

viernes, 9 de noviembre de 2018

| TIPO GASTO / CAPÍTULOS / CONCEPTOS / PARTIDAS                           | DESCRIPCIÓN | Presupuesto Aprobado | Modificación Neta | Presupuesto Modificado | Presupuesto Liberado | Presupuesto por Liberar | Presupuesto Ministrado | Presupuesto Comprometido Modificado | Presupuesto Devengado Modificado | Presupuesto Ejecido Modificado | Presupuesto Pagado Modificado | Disponibilidad Financiera Modificada | Disponible Presupuestario Modificado |
|---|-------------|----------------------|-------------------|------------------------|----------------------|-------------------------|------------------------|-------------------------------------|----------------------------------|--------------------------------|-------------------------------|--------------------------------------|--------------------------------------|
| <b>Gran Total</b>   |             | <b>15,560,311.62</b> | <b>319,588.81</b> | <b>15,879,900.43</b>   | <b>15,811,251.37</b> | <b>28,649.16</b>        | <b>12,874,669.69</b>   | <b>9,748,276.89</b>                 | <b>9,748,806.55</b>              | <b>6,896,332.80</b>            | <b>6,896,332.80</b>           | <b>5,978,336.29</b>                  | <b>6,082,974.48</b>                  |
| <b>Total Institucional</b>  |             | <b>15,560,311.62</b> | <b>319,588.81</b> | <b>15,879,900.43</b>   | <b>15,811,251.37</b> | <b>28,649.16</b>        | <b>12,874,669.69</b>   | <b>9,748,276.89</b>                 | <b>9,748,806.55</b>              | <b>6,896,332.80</b>            | <b>6,896,332.80</b>           | <b>5,978,336.29</b>                  | <b>6,082,974.48</b>                  |
| <b>Total Inversión</b>  |             | <b>0.00</b>          | <b>0.00</b>       | <b>0.00</b>            | <b>0.00</b>          | <b>0.00</b>             | <b>0.00</b>            | <b>0.00</b>                         | <b>0.00</b>                      | <b>0.00</b>                    | <b>0.00</b>                   | <b>0.00</b>                          | <b>0.00</b>                          |
| <b>Total Institucional Inversión</b>                                    |             | <b>15,560,311.62</b> | <b>319,588.81</b> | <b>15,879,900.43</b>   | <b>15,811,251.37</b> | <b>28,649.16</b>        | <b>12,874,669.69</b>   | <b>9,748,276.89</b>                 | <b>9,748,806.55</b>              | <b>6,896,332.80</b>            | <b>6,896,332.80</b>           | <b>5,978,336.29</b>                  | <b>6,082,974.48</b>                  |
| <b>1 Gasto Corriente</b>  |             | <b>15,560,311.62</b> | <b>319,588.81</b> | <b>15,879,900.43</b>   | <b>15,811,251.37</b> | <b>28,649.16</b>        | <b>12,874,669.69</b>   | <b>9,748,276.89</b>                 | <b>9,748,806.55</b>              | <b>6,896,332.80</b>            | <b>6,896,332.80</b>           | <b>5,978,336.29</b>                  | <b>6,082,974.48</b>                  |
| 1500 Servicios Personales   |             | 14,954,975.44        | 319,588.81        | 15,174,564.25          | 15,115,918.29        | 29,646.16               | 12,223,211.96          | 9,292,871.77                        | 9,281,831.07                     | 6,409,311.02                   | 6,409,311.02                  | 5,813,831.91                         | 5,972,831.02                         |
| 1100 Remuneraciones al Personal de Carácter Permanente                  |             | 5,630,254.66         | 0.00              | 5,630,254.66           | 5,630,254.66         | 0.00                    | 5,161,068.79           | 5,373,516.57                        | 5,373,516.57                     | 3,712,843.31                   | 3,712,843.31                  | 4,449,774.91                         | 4,576,131.02                         |
| 113 Sueldos Base al Personal Permanente                                 |             | 5,630,254.66         | 0.00              | 5,630,254.66           | 5,630,254.66         | 0.00                    | 5,161,068.79           | 5,373,516.57                        | 5,373,516.57                     | 3,712,843.31                   | 3,712,843.31                  | 4,449,774.91                         | 4,576,131.02                         |
| 11304 Sueldos al Personal de Confianza                                  |             | 5,630,254.66         | 0.00              | 5,630,254.66           | 5,630,254.66         | 0.00                    | 5,161,068.79           | 5,373,516.57                        | 5,373,516.57                     | 3,712,843.31                   | 3,712,843.31                  | 4,449,774.91                         | 4,576,131.02                         |
| 1300 Remuneraciones Adicionales y Especiales                            |             | 6,514,328.81         | 0.00              | 6,514,328.81           | 6,514,328.81         | 0.00                    | 6,111,248.24           | 1,751,299.99                        | 1,751,299.99                     | 1,237,633.89                   | 1,237,633.89                  | 2,977,154.44                         | 4,471,818.52                         |
| 132 Primas de Vacaciones, Dominical y Gratificación de Fin de Año       |             | 1,261,715.43         | 0.00              | 1,261,715.43           | 1,261,715.43         | 0.00                    | 72,574.83              | 0.00                                | 0.00                             | 0.00                           | 0.00                          | 72,574.83                            | 143,785.43                           |
| 13201 Primas de Vacaciones y Dominical                                  |             | 145,149.85           | 0.00              | 145,149.85             | 145,149.85           | 0.00                    | 72,574.83              | 0.00                                | 0.00                             | 0.00                           | 0.00                          | 72,574.83                            | 143,785.43                           |
| 13202 Aguinaldo o Gratificación de Fin de Año                           |             | 1,116,565.58         | 0.00              | 1,116,565.58           | 1,116,565.58         | 0.00                    | 0.00                   | 0.00                                | 0.00                             | 0.00                           | 0.00                          | 0.00                                 | 1,116,565.58                         |
| 134 Compensaciones  |             | 5,222,514.48         | 0.00              | 5,222,514.48           | 5,222,514.48         | 0.00                    | 4,140,718.41           | 1,791,240.89                        | 1,751,299.99                     | 1,237,633.89                   | 1,237,633.89                  | 2,803,109.81                         | 3,401,253.49                         |
| 13400 Compensaciones por Servicios Especiales                           |             | 5,222,514.48         | 0.00              | 5,222,514.48           | 5,222,514.48         | 0.00                    | 4,140,718.41           | 1,791,240.89                        | 1,751,299.99                     | 1,237,633.89                   | 1,237,633.89                  | 2,803,109.81                         | 3,401,253.49                         |
| 1400 Seguridad Social   |             | 1,165,031.67         | 0.00              | 1,165,031.67           | 1,131,581.54         | 28,449.16               | 1,096,618.52           | 333,315.20                          | 333,315.20                       | 0.00                           | 0.00                          | 1,066,589.52                         | 1,066,589.52                         |
| 141 Aportaciones de Seguridad Social                                    |             | 543,507.49           | 0.00              | 543,507.49             | 543,507.49           | 0.00                    | 498,215.30             | 135,876.90                          | 135,876.90                       | 0.00                           | 0.00                          | 498,215.30                           | 497,633.79                           |
| 14103 Aportaciones al IMSS  |             | 543,507.49           | 0.00              | 543,507.49             | 543,507.49           | 0.00                    | 498,215.30             | 135,876.90                          | 135,876.90                       | 0.00                           | 0.00                          | 498,215.30                           | 497,633.79                           |
| 142 Aportaciones a Fondos de Vivienda                                   |             | 562,315.17           | 0.00              | 562,315.17             | 562,315.17           | 0.00                    | 562,315.17             | 187,438.40                          | 187,438.40                       | 0.00                           | 0.00                          | 562,315.17                           | 374,876.77                           |
| 14202 Aportaciones al INFONAVIT   |             | 562,315.17           | 0.00              | 562,315.17             | 562,315.17           | 0.00                    | 562,315.17             | 187,438.40                          | 187,438.40                       | 0.00                           | 0.00                          | 562,315.17                           | 374,876.77                           |
| 144 Aportaciones para Seguros   |             | 54,808.21            | 0.00              | 54,808.21              | 26,138.05            | 28,649.16               | 26,138.05              | 0.00                                | 0.00                             | 0.00                           | 0.00                          | 26,138.05                            | 26,138.05                            |
| 14401 Cuotas para el Seguro de Vida                                     |             | 54,808.21            | 0.00              | 54,808.21              | 26,138.05            | 28,649.16               | 26,138.05              | 0.00                                | 0.00                             | 0.00                           | 0.00                          | 26,138.05                            | 26,138.05                            |
| 1500 Otras Prestaciones Sociales y Económicas                           |             | 1,068,960.00         | 319,588.81        | 1,388,548.81           | 1,388,519.51         | 0.00                    | 1,229,948.51           | 1,737,748.51                        | 1,737,811.51                     | 1,059,213.51                   | 1,059,213.51                  | 269,255.00                           | 51,805.00                            |
| 152 Indemnizaciones   |             | 0.00                 | 319,588.81        | 319,588.81             | 319,588.81           | 0.00                    | 319,588.81             | 319,588.81                          | 319,588.81                       | 319,588.81                     | 319,588.81                    | 0.00                                 | 0.00                                 |
| 15206 Liquidaciones por Indemnizaciones y por Sueldos y Salarios Caídos |             | 0.00                 | 319,588.81        | 319,588.81             | 319,588.81           | 0.00                    | 319,588.81             | 319,588.81                          | 319,588.81                       | 319,588.81                     | 319,588.81                    | 0.00                                 | 0.00                                 |
| 157 Otras Prestaciones Sociales y Económicas                            |             | 1,068,960.00         | 0.00              | 1,068,960.00           | 1,068,960.00         | 0.00                    | 974,609.00             | 1,418,160.00                        | 1,418,223.00                     | 619,625.00                     | 619,625.00                    | 269,255.00                           | 51,805.00                            |
| 15706 Previsión Social Multiple   |             | 1,068,960.00         | 0.00              | 1,068,960.00           | 1,068,960.00         | 0.00                    | 974,609.00             | 1,418,160.00                        | 1,418,223.00                     | 619,625.00                     | 619,625.00                    | 269,255.00                           | 51,805.00                            |
| 1700 Pago de Estímulos a Servidores Públicos                            |             | 60,700.00            | 0.00              | 60,700.00              | 60,700.00            | 0.00                    | 60,700.00              | 60,700.00                           | 60,700.00                        | 60,700.00                      | 60,700.00                     | 11,000.00                            | 11,000.00                            |
| 171 Estímulos   |             | 60,700.00            | 0.00              | 60,700.00              | 60,700.00            | 0.00                    | 60,700.00              | 60,700.00                           | 60,700.00                        | 60,700.00                      | 60,700.00                     | 11,000.00                            | 11,000.00                            |
| 17102 Estímulos al Personal   |             | 122,400.00           | 0.00              | 122,400.00             | 122,400.00           | 0.00                    | 122,400.00             | 122,400.00                          | 122,400.00                       | 122,400.00                     | 122,400.00                    | 1,000.00                             | 1,000.00                             |
| 17103 Incentivo al Fomento  |             | 372,000.00           | 0.00              | 372,000.00             | 372,000.00           | 0.00                    | 372,000.00             | 372,000.00                          | 372,000.00                       | 372,000.00                     | 372,000.00                    | 1,000.00                             | 1,000.00                             |
| 3000 Servicios Generales  |             | 275,436.18           | 0.00              | 275,436.18             | 275,436.18           | 0.00                    | 275,436.18             | 275,436.18                          | 275,436.18                       | 275,436.18                     | 275,436.18                    | 10,489.55                            | 215,333.55                           |
| 3100 Servicios Públicos   |             | 419,579.43           | 0.00              | 419,579.43             | 419,579.43           | 0.00                    | 419,579.43             | 419,579.43                          | 419,579.43                       | 419,579.43                     | 419,579.43                    | 52,812.27                            | 93,419.43                            |

GOBIERNO CONSTITUCIONAL DEL ESTADO DE CHIAPAS  
SECRETARÍA DE HACIENDA  
Resumen Tipo de Gasto y Partida  
SISTEMA PRESUPUESTARIO 2018  
(PESOS)

EP-08

Página 2 de 2

21210960 Oficina de Convenciones y Visitantes

viernes, 9 de noviembre de 2018

| TIPO GASTO / CAPÍTULOS / CONCEPTOS / PARTIDAS | DESCRIPCIÓN  | Presupuesto Aprobado | Modificación Neta | Presupuesto Modificado | Presupuesto Liberado | Presupuesto por Liberar | Presupuesto Ministrado | Presupuesto Comprometido Modificado | Presupuesto Devengado Modificado | Presupuesto Ejercido Modificado | Presupuesto Pagado Modificado | Disponibilidad Financiera Modificada | Disponible Presupuestario Modificado |
|---|--|----------------------|-------------------|------------------------|----------------------|-------------------------|------------------------|-------------------------------------|----------------------------------|---------------------------------|-------------------------------|--------------------------------------|--------------------------------------|
| 311   | Energía Eléctrica.   | 317,533.00           | 36,492.79         | 358,043.88             | 358,043.88           | 0.00                    | 347,713.62             | 273,561.60                          | 265,228.26                       | 265,228.26                      | 255,228.26                    | 92,492.36                            | 92,492.29                            |
| 31101   | Servicio de Energía Eléctrica.   | 317,533.00           | 36,492.79         | 358,043.88             | 358,043.88           | 0.00                    | 347,713.62             | 273,561.60                          | 265,228.26                       | 265,228.26                      | 255,228.26                    | 92,492.36                            | 92,492.29                            |
| 312   | Gas.   | 50,000.00            | 3,175.87          | 53,175.87              | 53,175.87            | 0.00                    | 53,175.87              | 51,179.00                           | 51,179.00                        | 51,179.00                       | 51,179.00                     | 1,996.87                             | 1,996.87                             |
| 31201   | Servicio de Gas.   | 50,000.00            | 3,175.87          | 53,175.87              | 53,175.87            | 0.00                    | 53,175.87              | 51,179.00                           | 51,179.00                        | 51,179.00                       | 51,179.00                     | 1,996.87                             | 1,996.87                             |
| 314   | Telefonía Tradicional.   | 50,000.00            | -11,666.46        | 8,333.54               | 8,333.54             | 0.00                    | 8,333.54               | 0.00                                | 0.00                             | 0.00                            | 0.00                          | 8,333.54                             | 8,333.54                             |
| 31401   | Servicio Telefónico Convencional.                                      | 50,000.00            | -11,666.46        | 8,333.54               | 8,333.54             | 0.00                    | 8,333.54               | 0.00                                | 0.00                             | 0.00                            | 0.00                          | 8,333.54                             | 8,333.54                             |
| 3400  | Servicios Financieros, Bancarios y Comerciales.                        | 14,000.00            | 0.00              | 14,000.00              | 14,000.00            | 0.00                    | 14,000.00              | 14,000.00                           | 14,000.00                        | 14,000.00                       | 14,000.00                     | 0.00                                 | 0.00                                 |
| 345   | Seguro de Bienes Patrimoniales.  | 14,000.00            | 0.00              | 14,000.00              | 14,000.00            | 0.00                    | 14,000.00              | 14,000.00                           | 14,000.00                        | 14,000.00                       | 14,000.00                     | 0.00                                 | 0.00                                 |
| 34501   | Seguro de Bienes Patrimoniales.  | 14,000.00            | 0.00              | 14,000.00              | 14,000.00            | 0.00                    | 14,000.00              | 14,000.00                           | 14,000.00                        | 14,000.00                       | 14,000.00                     | 0.00                                 | 0.00                                 |
| 3900  | Otros Servicios Generales.   | 273,882.89           | 0.00              | 273,882.89             | 273,882.89           | 0.00                    | 228,235.63             | 156,564.52                          | 156,564.52                       | 156,564.52                      | 156,564.52                    | 71,671.29                            | 117,318.37                           |
| 398   | Impuesto Sobre Nóminas y Otros que se Derivan de una Relación Laboral. | 273,882.89           | 0.00              | 273,882.89             | 273,882.89           | 0.00                    | 228,235.63             | 156,564.52                          | 156,564.52                       | 156,564.52                      | 156,564.52                    | 71,671.29                            | 117,318.37                           |
| 39801   | Impuesto Sobre Nóminas y Otros que se Derivan de una Relación Laboral. | 273,882.89           | 0.00              | 273,882.89             | 273,882.89           | 0.00                    | 228,235.63             | 156,564.52                          | 156,564.52                       | 156,564.52                      | 156,564.52                    | 71,671.29                            | 117,318.37                           |